

DUMBWAITER LIFT INQUIRY FORM

COMPANY NAME		DATE	
ADDRESS		EMAIL	
MOBILE NO		REFERANCE NAME	
CONTACT PERSON		PROJECT NUMBER	
EMAIL		REQ. DELIVERY WEEK	

Capacity

50 kg

100 kg

200 kg

Loading

Single Side Front

Opposite Sides Front and Rear

Adjacent Sides Front and Left / Right

Speed

0,2 m/sn (single speed)

0,4 m/sn (single speed)

0,4 m/sn (vvf drive)

Steel Shaft Structure

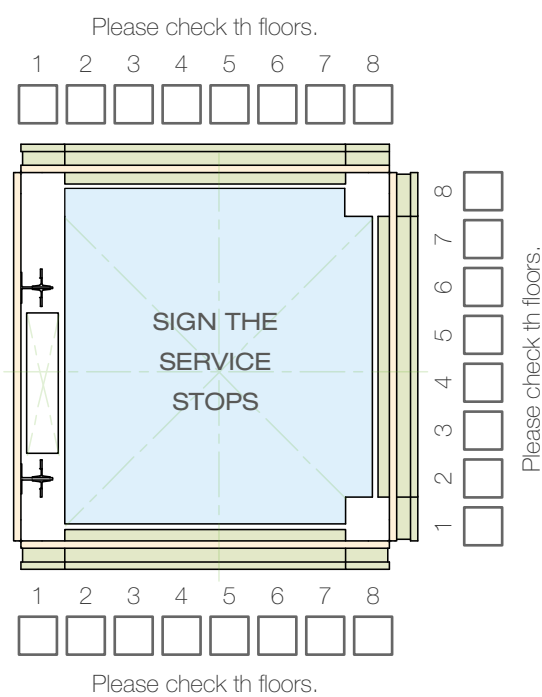
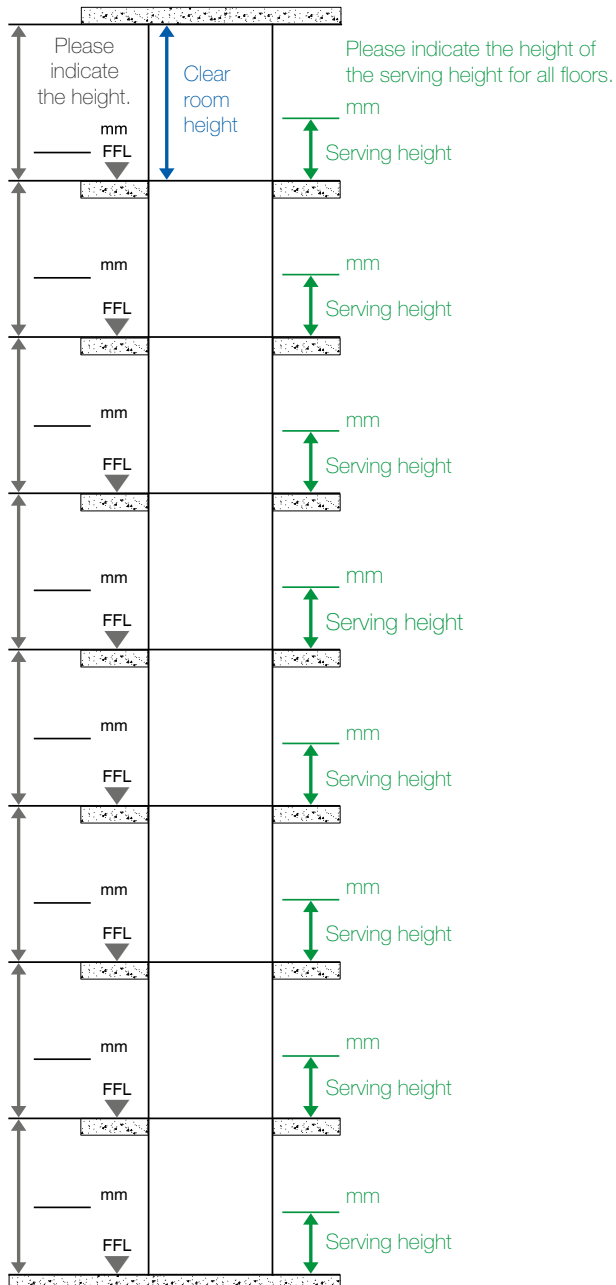
Included

Exculuded

Power supply

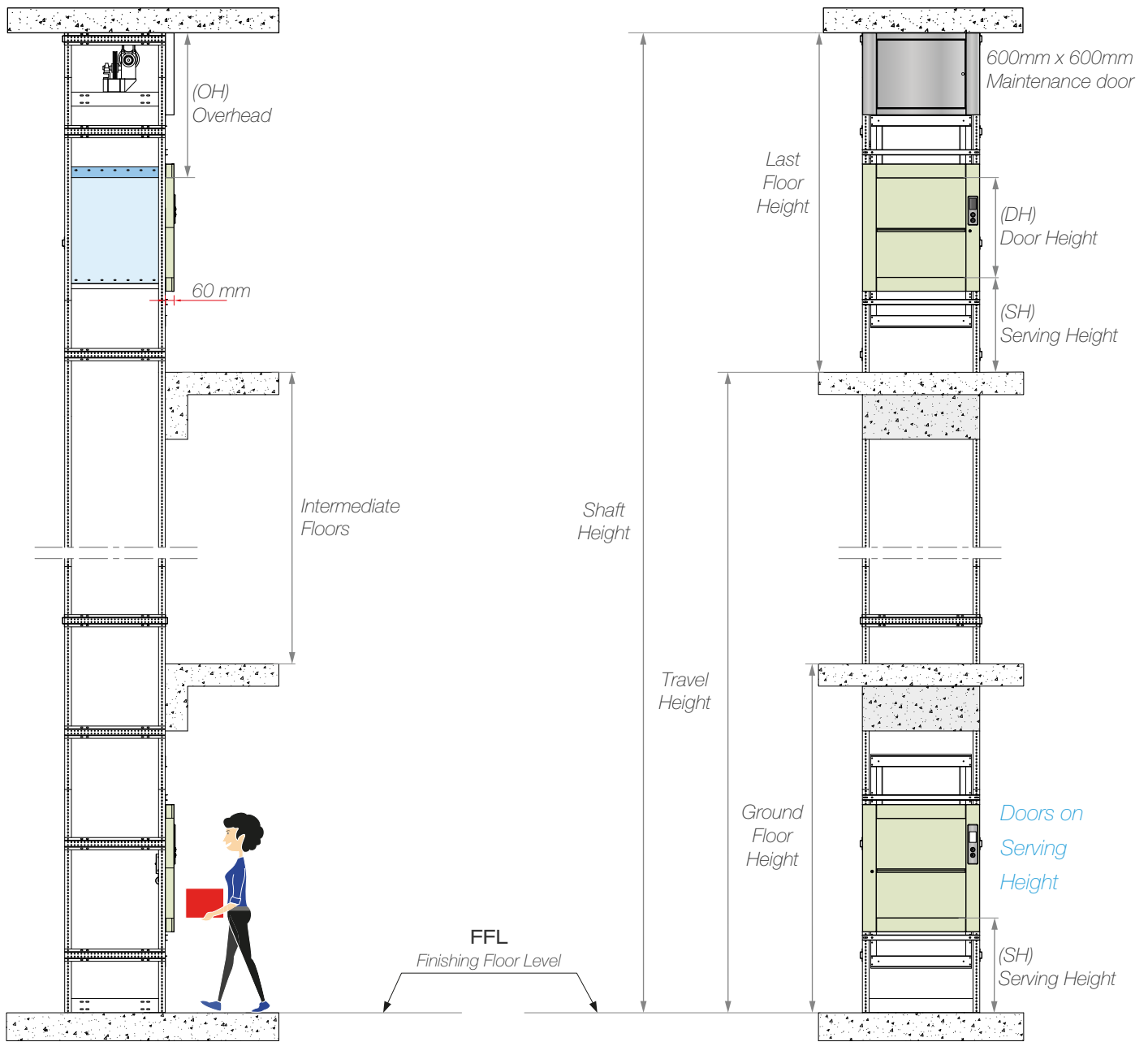
3 x 380 V 50 Hz

1 x 220 V 50 Hz (vvf)



FRMNO_20190805_V5

TABLE TYPE REQUIRED DIMENSIONS



Required Shaft Dimensions (mm)

- Overhead :
- Shaft Height :
- Shaft Width x Depth :
- Shaft Pit (Min. 300 mm) :

Required Dimensions (mm)

- Travel Height :
- Door Height :
- Last Floor Height :
- Ground Floor Height :
- Floor Designation :
- Service Stops :
- Serving Height :

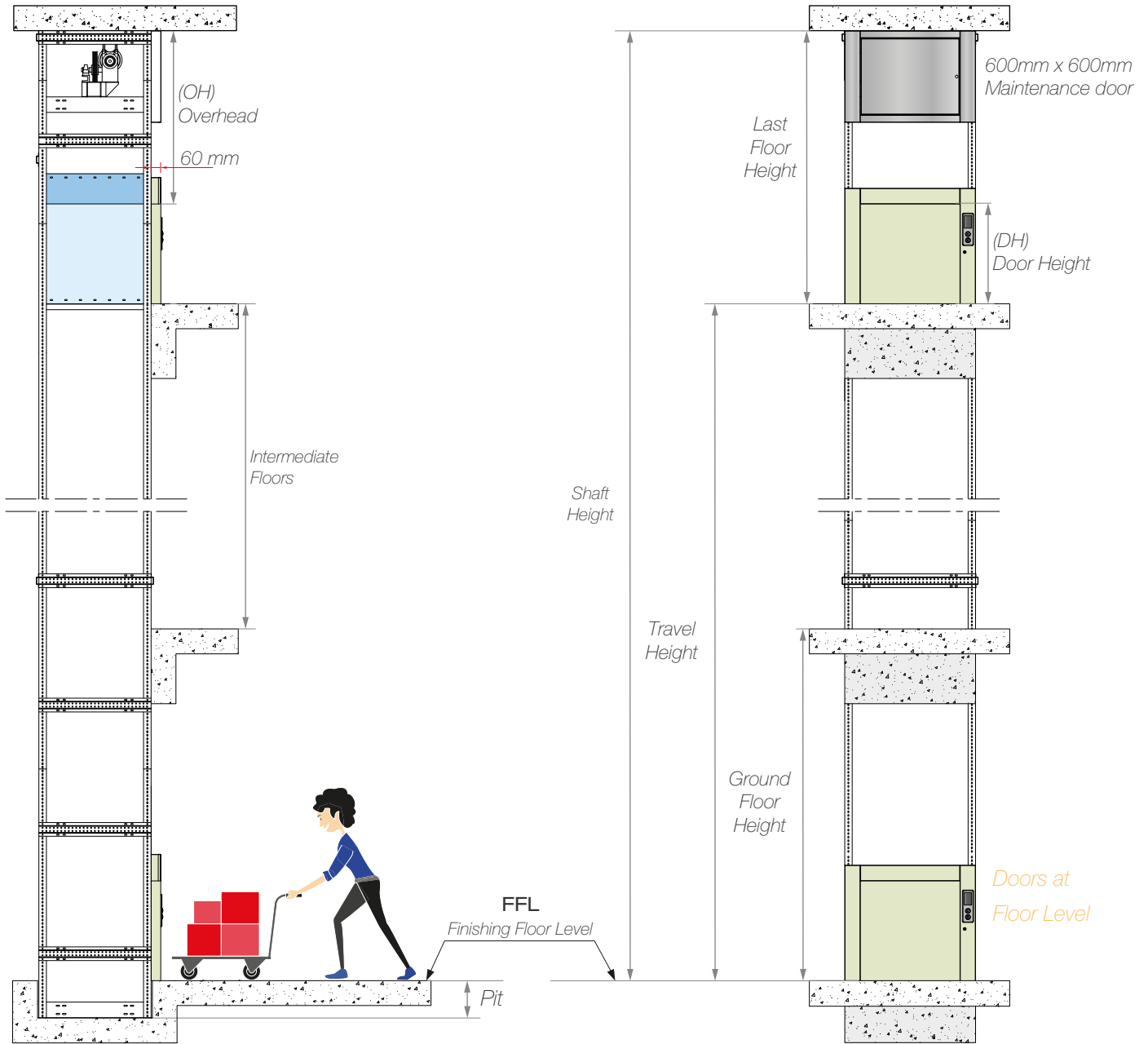
Required Cabin Dimensions (mm)

Cabin Width x Depth x Height :

Position of Machine Room

- Top
- Bottom

FLOOR TYPE REQUIRED DIMENSIONS



Required Shaft Dimensions (mm)

- Overhead : _____
- Shaft Height : _____
- Shaft Width x Depth : _____
- Shaft Pit (Min. 300 mm) : _____

Required Dimensions (mm)

- Travel Height : _____
- Door Height : _____
- Last Floor Height : _____
- Ground Floor Height : _____
- Floor Designation : _____
- Service Stops : _____

Required Cabin Dimensions (mm)

Cabin Width x Depth x Height : _____

Position of Machine Room

- Top Bottom

FINISHES:

	Cabin	Landing Doors	Maintenance Door
RAL Colors Painted			
<input type="checkbox"/> RAL 7032	<input type="checkbox"/>	<input type="checkbox"/>	<input type="checkbox"/>
<input type="checkbox"/> RAL 5010	<input type="checkbox"/>	<input type="checkbox"/>	<input type="checkbox"/>
<input type="checkbox"/> RAL 5018	<input type="checkbox"/>	<input type="checkbox"/>	<input type="checkbox"/>
<input type="checkbox"/> RAL 1007	<input type="checkbox"/>	<input type="checkbox"/>	<input type="checkbox"/>
<input type="checkbox"/> RAL 6019	<input type="checkbox"/>	<input type="checkbox"/>	<input type="checkbox"/>
<input type="checkbox"/> Custom (_____)	<input type="checkbox"/>	<input type="checkbox"/>	<input type="checkbox"/>
Stainless Steel Finishings			
<input type="checkbox"/> Linen	<input type="checkbox"/>	<input type="checkbox"/>	<input type="checkbox"/>
<input type="checkbox"/> Cross Square	<input type="checkbox"/>	<input type="checkbox"/>	<input type="checkbox"/>
<input type="checkbox"/> Süper Mirror	<input type="checkbox"/>	<input type="checkbox"/>	<input type="checkbox"/>
<input type="checkbox"/> Golden Mirror	<input type="checkbox"/>	<input type="checkbox"/>	<input type="checkbox"/>
<input type="checkbox"/> Copper	<input type="checkbox"/>	<input type="checkbox"/>	<input type="checkbox"/>

OPTIONS:

- | | |
|---|---|
| <input type="checkbox"/> VWF Drive. | <input type="checkbox"/> 2 - way intercom.(Between Floors) |
| <input type="checkbox"/> Cabin shelf heater via thermostat. | <input type="checkbox"/> Arrival gong. |
| <input type="checkbox"/> Cabin door. | <input type="checkbox"/> Water/dust protection contacts. (IP) |
| <input type="checkbox"/> Cabin inside lighting. | <input type="checkbox"/> Vatman key. |
| <input type="checkbox"/> Shaft lighting. | <input type="checkbox"/> Landing emergency stop. |
| <input type="checkbox"/> Overload device. Over 200 kg is available. | <input type="checkbox"/> Access control. |
| <input type="checkbox"/> Landing button PSXT-252V | <input type="checkbox"/> Anti - Vandal Landing button AV-46 |

COMMENTS & ADDITIONAL REQUIREMENTS:

Empty box for comments and additional requirements.